


# VERTEX GRAZE R SERIES

## VTG-RT20 - Mono



YYZ Vertex Graze R series is high brightness and easy installation for architectural outdoor solution. Integrated design of wall washer, linear and screen The modular system available in 1000mm lengths and can be customized as per project situation. Two installation way can be selected, fixed clip or adjustable bracket. applicable for various architectural environment.



### FEATURES

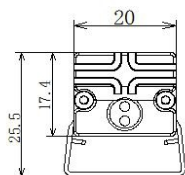
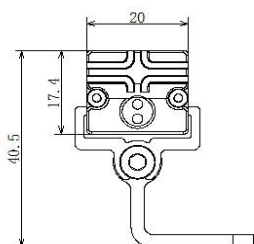
LED QUANTITY	48 LEDs
BODY MATERIAL	Extruded aluminum T6063
WORKING VOLTAGE	24 V DC
RATED POWER	12W
BEAM ANGLE	45°, 60°, 95°
MOUNTING	Surface mounting ss clip
OPTIC	PMMA
DIMENSIONS	1000(L) x 20(W) x 40.5(H)
OPERATION TEMP	-20° C - +50° C
STORAGE TEMP	-40° C - +70° C
WEIGHT	0.550Kg
LAMP LIFE	50,000 Hrs
BODY COLOR	Aluminum color
CONTROL	On/Off
CONNECTION	Outdoor rated moulded connector



### ELECTRICAL DATA

POWER CONSUMPTION	12W
SUPPLY VOLTAGE	24 V DC
COLORS	2200K, 3000K, 4000K, 5000K, 5500K
CRI	80
LUMEN	50-55lm / W

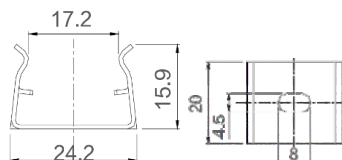
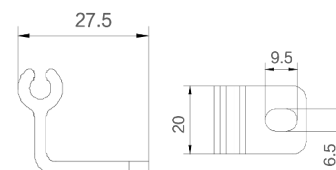
### DIMENSION



Adjustable Bracket



Mounting Clip



### ORDERING LOGIC

PRODUCT	WATTAGE	BEAM ANGLE	COLOR TEMPERATURE	VOLTAGE	BODY COLOR	ACCESSORY	CUSTOM
VTG-RT20	12 - 12W	45 - 45°	(CT22) 2200K	24 - 24V DC	AL - Aluminum	AB - Adjustable Bracket	XX
		60 - 60°	(CT30) 3000K			CL - Clip	
		95 - 95°	(CT40) 4000K				
			(CT50) 5000K				
			(CT55) 5500K				

Sample: VTG-RT20 - 12 - 45 - CT 22 - 24 - AL - AB - XX