


LINEAR FIXTURE TRACK - WASHER SPEC SHEET



LFT40-W



The LFT40-W linear washer LED fixture is an asymmetrical and elegant lighting solution that enhances any space. The LFT40-W adds ambience through enlightening large vertical areas with a natural wash effect that highlights objects or textures on specific subject or wall. The series is equipped with dimming and standard color temperature of 3000K. The LFT40-W in particular has one light engine with a power rating of 29 Watts and has an asymmetrical beam angle option.



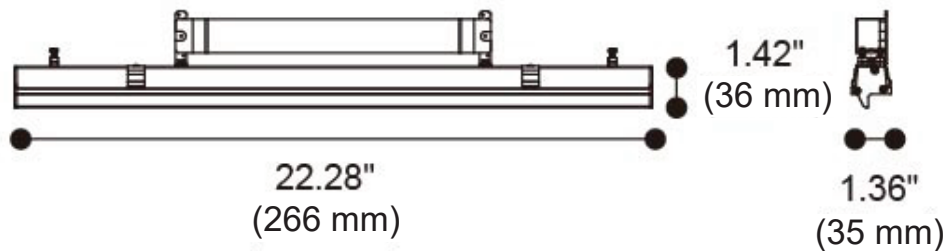
SPECIFICATIONS

OPERATING VOLTAGE	120 VAC
RATED POWER	29W
CONTROL	0/1-10 V Dimmable
FLUX	1870 lm
CRI	>90
BODY FINISH	Black, White
MOUNTING	Track mounted
PROJECTION	55°

V 120 VAC
Operating Voltage

W 29W
Rated Power

DIMENSIONS



ORDERING CODE

SERIES	TYPE	POWER	VOLTAGE	CRI	COLOR TEMPERATURE	PROJECTION	TRACK MOUNTING	BODY FINISH
LFT40	W - Washer	29W - 29 WATTS	AC - 120VAC	90 - CRI90	CT30 - 3000K CTXX - CUSTOM	55D - 55 Degrees	RM - Recessed Mount SM - Surface Mount PM - Pendant Mount	BK - Black WH - White


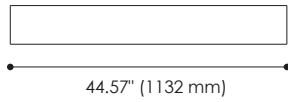
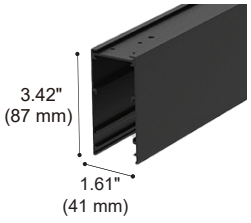
Sample: LFT40-W - 29W - AC - 90 - CT30 - 55D - SM - BK

LINEAR FIXTURE TRACK - MOUNTING & ACCESSORIES

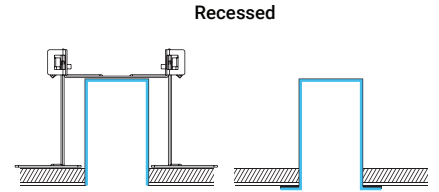
LFT40-W

MOUNTING SPECIFICATIONS



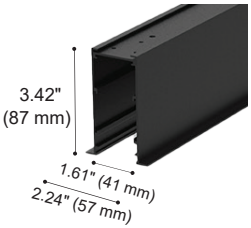
TRIMLESS: LFT-T-01



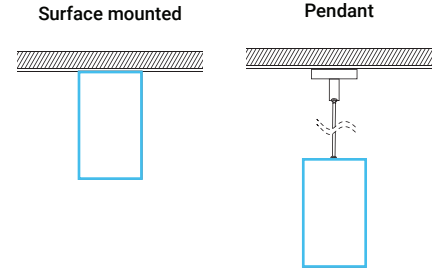
TRIMLESS TRACK SECTION	
Article number	TYPE
LFT-T-01-44	Channel
LFT-T-01-89	Channel



TRIM: LFT-F-01


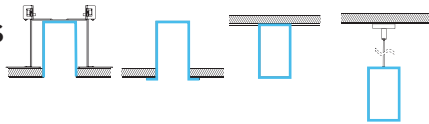


TRIMMED TRACK SECTION	
Article number	TYPE
LFT-F-01-44	Channel
LFT-F-01-89	Channel



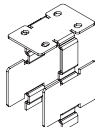
ACCESSORIES

ALL MODELS



3PCS

SKU: LFT-NC-02
Type: Surface mounted & Pendant reinforced plate



SKU: LFT-NC-06
Type: Light Leak-proof aluminium extrusion reinforce plate



Colours
Black White

SKU:
LFT-NE-01-11 11.14"(283 mm)
LFT-NE-01-22 22.28"(566 mm)
Type: Blank cover



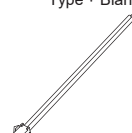
SKU: LFT-SA-41
Type: Power cord connector



SKU: LFT-PA-41-180
71" (1800 mm)
Type: Power cord connect to AC



SKU: LFT-SA-41-30 12" (300 mm)
LFT-SA-41-60 24" (600 mm)
Type: Power cord connect between modules

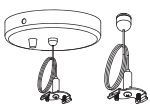
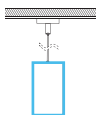


SKU: LFT-PSA-31-180 71" (1800 mm)
Type: Signal wire connect to system / dimmer

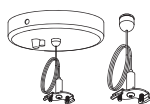


SKU: LFT-SSA-31-30 12" (300 mm)
LFT-SSA-31-60 24" (600 mm)
Type: Signal wire connect between modules

PENDANT



SKU: LFT-DI-15
Type: Pendant Kit for power connection (without power cord)

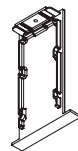
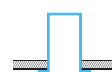


SKU: LFT-DI-15-V
Type: Pendant Kit for power connection (without power cord and single wire)



SKU: LFT-DI-16
Type: Pendant kit

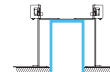
TRIM



2PCS

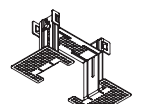
SKU: LFT-NC-04
Type: Trim end cap

TRIMLESS



2PCS

SKU: LFT-NC-01
Type: End cap



2PCS

SKU: LFT-NR-02
Type: Trimless bracket