

LINEAR FIXTURE TRACK - RECESSED SPOT SPEC SHEET



LFT40-G



The LFT40-G is a recessed downlight fixture designed for attractive accent lighting for various applications. With its wide range of track mounting options, the LFT40-G is compatible with recessed, surface and suspended pendant mounting. It is equipped with dimming and standard color temperature of 3000K. The LFT40-G has a length of 283 mm and a rated power of 15 Watts with three beam angles options, suitable for a different environment.



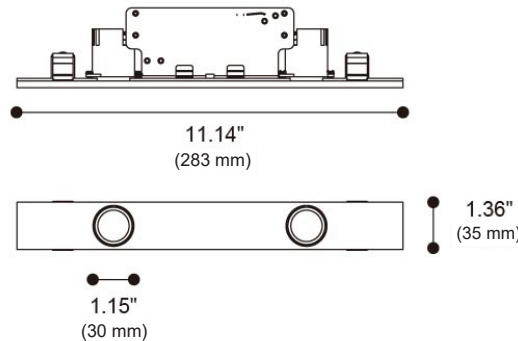
SPECIFICATIONS

| | |
|--------------------------|-------------------|
| OPERATING VOLTAGE | 120 VAC |
| RATED POWER | 15W |
| CONTROL | 0/1-10 V Dimmable |
| FLUX | 768 lm |
| CRI | >90 |
| BODY FINISH | Black, White |
| BAFFLE FINISH | Black, White |
| MOUNTING | Track mounted |
| PROJECTION | 25°, 40°, 50° |

V 120 VAC
Operating Voltage

W 15W
Rated Power

DIMENSIONS

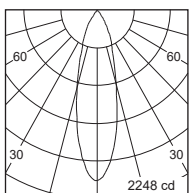


ORDERING CODE

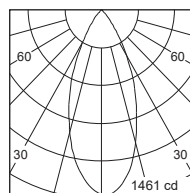
| SERIES | TYPE | POWER | VOLTAGE | CRI | COLOR TEMPERATURE | PROJECTION | TRACK MOUNTING | BODY FINISH | BAFFLE FINISH |
|--------|-------------------|----------------|-------------|------------|-------------------------------|--|---|--------------------------|--------------------------|
| LFT40 | G - Recessed Spot | 15W - 15 WATTS | AC - 120VAC | 90 - CRI90 | CT30 - 3000K CTXX - CUSTOM | 25D - 25 Degrees 40D - 40 Degrees 50D - 50 Degrees | RM - Recessed Mount SM - Surface Mount PM - Pendant Mount | BK - Black WH - White | BK - Black WH - White |

Sample: LFT40-G - 15W - AC - 90 - CT30 - 25D - SM - BK

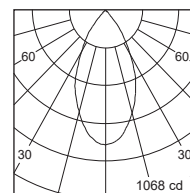
PHOTOMETRIC DATA



BEAM ANGLE: 25°
MAX. I: 2248 cd.
FLUX: 768 lm



BEAM ANGLE: 40°
MAX. I: 1461 cd.
FLUX: 768 lm




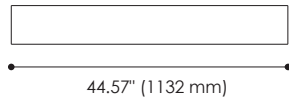
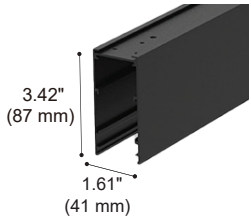
BEAM ANGLE: 50°
MAX. I: 1068 cd.
FLUX: 768 lm

LINEAR FIXTURE TRACK - MOUNTING & ACCESSORIES

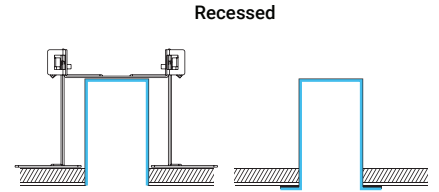
LFT40-G

MOUNTING SPECIFICATIONS



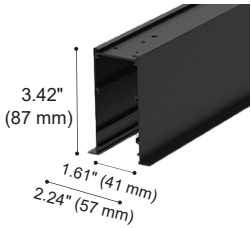
TRIMLESS: LFT-T-01



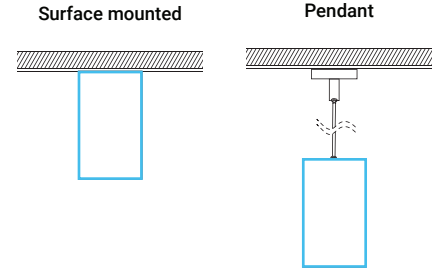
| TRIMLESS TRACK SECTION | |
|------------------------|---------|
| Article number | TYPE |
| LFT-T-01-44 | Channel |
| LFT-T-01-89 | Channel |



TRIM: LFT-F-01

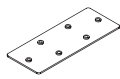
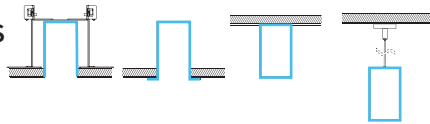


| TRIMMED TRACK SECTION | |
|-----------------------|---------|
| Article number | TYPE |
| LFT-F-01-44 | Channel |
| LFT-F-01-89 | Channel |



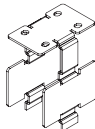
ACCESSORIES

ALL MODELS



3PCS

SKU: LFT-NC-02
Type: Surface mounted & Pendant reinforced plate



SKU: LFT-NC-06
Type: Light Leak-proof aluminium extrusion reinforce plate

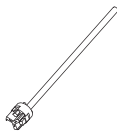


Colours
Black White

SKU:
LFT-NE-01-11 11.14"(283 mm)
LFT-NE-01-22 22.28"(566 mm)
Type: Blank cover



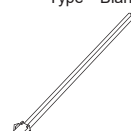
SKU: LFT-SA-41
Type: Power cord connector



SKU: LFT-PA-41-180
71" (1800 mm)
Type: Power cord connect to AC



SKU: LFT-SA-41-30 12" (300 mm)
LFT-SA-41-60 24" (600 mm)
Type: Power cord connect between modules


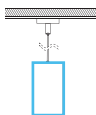


SKU: LFT-PSA-31-180 71" (1800 mm)
Type: Signal wire connect to system / dimmer

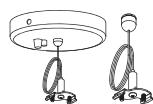


SKU: LFT-SSA-31-30 12" (300 mm)
LFT-SSA-31-60 24" (600 mm)
Type: Signal wire connect between modules

PENDANT



SKU: LFT-DI-15
Type: Pendant Kit for power connection (without power cord)

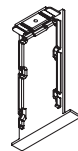
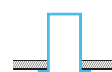


SKU: LFT-DI-15-V
Type: Pendant Kit for power connection (without power cord and single wire)



SKU: LFT-DI-16
Type: Pendant kit

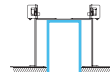
TRIM



2PCS

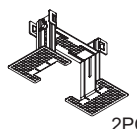
SKU: LFT-NC-04
Type: Trim end cap

TRIMLESS



2PCS

SKU: LFT-NC-01
Type: End cap



2PCS

SKU: LFT-NR-02
Type: Trimless bracket