

LINEAR FIXTURE TRACK - SPOT SPEC SHEET



LFT60-S



The LFT60-S Series is a range of spotlight solution ideal for galleries or focus lighting on specific subject or wall. With its wide range of track mounting options, the LFT60-S are compatible with recessed, surface and suspended pendant mounting. The series is equipped with dimming and standard color temperature of 3000K. With the versatility of 355-degree rotation and 90-degree tilt angle, the LFT60-S Series can direct its light to almost any direction. The LFT60-S3-2 in particular has two light engines with a power rating of 50 Watts and has three beam angles options.



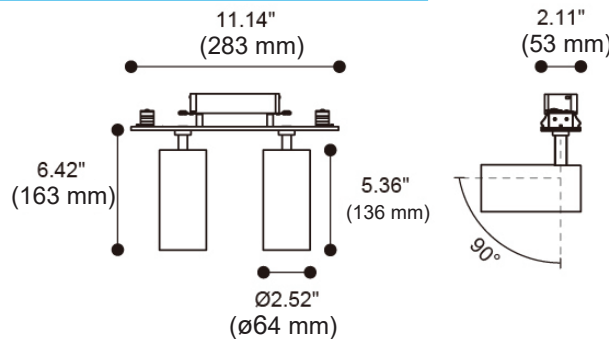
LFT60-S3-2

SPECIFICATIONS

OPERATING VOLTAGE	120 VAC
RATED POWER	50W
CONTROL	0/1-10 V Dimmable
FLUX	2829 lm x2
CRI	>90
BODY FINISH	Black, White
BAFFLE FINISH	Black, White, Copper
MOUNTING	Track mounted
PROJECTION	17°, 25°, 35°
ROTATION	355°
TILT ANGLE	90°

- V** 120 VAC
Operating Voltage
- W** 50W
Rated Power

DIMENSIONS



ORDERING CODE

SERIES	TYPE	POWER	VOLTAGE	CRI	COLOR TEMPERATURE	PROJECTION	TRACK MOUNTING	BODY FINISH	BAFFLE FINISH
LFT60	S3-2 - Spot 3-2	50W - 50 WATTS	AC - 120VAC	90 - CRI90	CT30 - 3000K	17D - 17 Degrees	RM - Recessed Mount	BK - Black	BK - Black
					CTXX - CUSTOM	25D - 25 Degrees	SM - Surface Mount	WH - White	WH - White
						35D - 35 Degrees	PM - Pendant Mount		CO - Copper

ACCESSORIES

S17-1	-	Long Snoot
ACSG-8	-	Striped Glass
ACHO-13	-	Honeycomb Louver
ACWG-9	-	Woven Glass

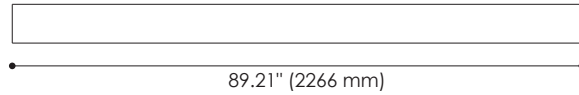

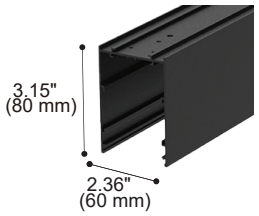
Sample: LFT 60-S3-2 - 50W- AC - 90 - CT30 - 17D - SM - BK - CO - ACHO-13

LINEAR FIXTURE TRACK - MOUNTING & ACCESSORIES

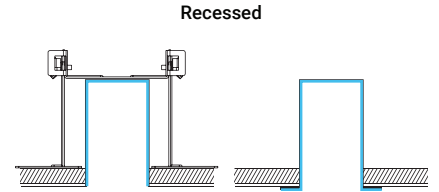
LFT60-S

MOUNTING OPTIONS

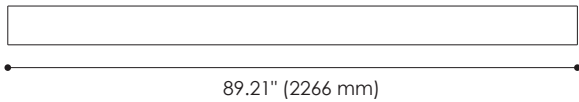
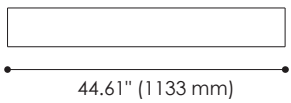
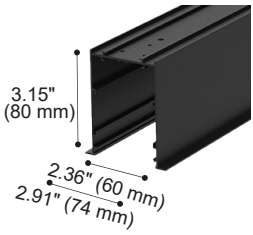
TRIMLESS: LFT-T-11



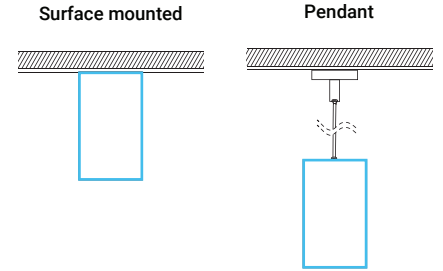
TRIMLESS TRACK SECTION	
Article number	TYPE
LFT-T-11-44	Channel
LFT-T-11-89	Channel



TRIM: LFT-F-11

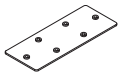
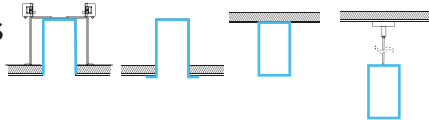


TRIMMED TRACK SECTION	
Article number	TYPE
LFT-F-11-44	Channel
LFT-F-11-89	Channel



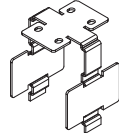
ACCESSORIES

ALL MODELS



3PCS

SKU : LFT-NC-02
Type : Surface mounted & Pendant reinforced plate



SKU : LFT-NC-07
Type : Light Leak-proof aluminium extrusion reinforce plate



Colours
Black White

SKU :
LFT-NE-02-11 11.14\" (283 mm)
LFT-NE-02-22 22.28\" (566 mm)
Type : Blank cover



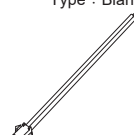
SKU : LFT-SA-41
Type : Power cord connector



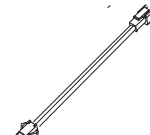
SKU : LFT-PA-41-180
71\" (1800 mm)
Type : Power cord connect to AC



SKU : LFT-SA-41-30 12\" (300 mm)
LFT-SA-41-60 24\" (600 mm)
Type : Power cord connect between modules

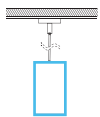


SKU : LFT-PSA-31-180 71\" (1800 mm)
Type : Signal wire connect to system / dimmer

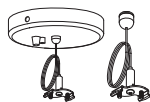


SKU : LFT-SSA-31-30 12\" (300 mm)
LFT-SSA-31-60 24\" (600 mm)
Type : Signal wire connect between modules

PENDANT



SKU : LFT-DI-15
Type : Pendant Kit for power connection (without power cord)

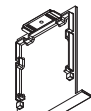
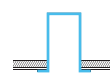


SKU : LFT-DI-15-V
Type : Pendant Kit for power connection (without power cord and single wire)



SKU : LFT-DI-16
Type : Pendant kit

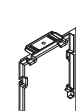
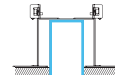
TRIM



2PCS

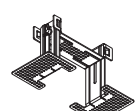
SKU : LFT-NC-05
Type : Trim end cap

TRIMLESS



2PCS

SKU : LFT-NC-03
Type : End cap



2PCS

SKU : LFT-NR-01
Type : Trimless bracket