


# CIANA -50

## CNA50



CIANA architectural surface/pendant series luminaires feature extruded architectural grade aluminium body with Frosted polycarbonate optic ensuring glare free lighting. Wide range of color temperatures and lumen packages to suit variety of applications. Application areas include office space, schools, retail areas, galleries etc.



### FEATURES

HOUSING	High purity extruded aluminum and anodized surface
RATED POWER	18W/m, 36W/m
BEAM ANGLE	120°
MOUNTING	Surface mounted, pendant
OPTIC	Opal polycarbonate
DIMENSIONS	600, 1200, 2400x50x75mm
OPERATION TEMP	-20° C - +50° C
LAMP LIFE	50,000 hrs
CONTROL	On/Off, DALI, 1-10V
LUMEN	125lm/W
SDCM	3SDCM, 2SDCM (Upon request)

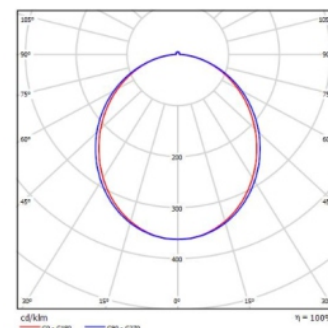
SAMSUNG/NICHIA/CREE/CITIZEN  
LED Quality

220-240V AC  
Working Voltage

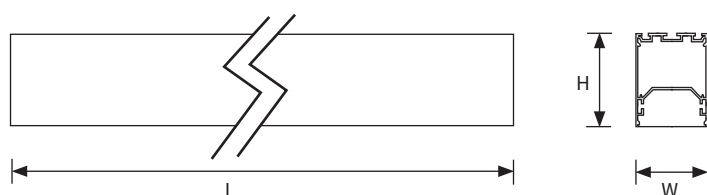
18W/m, 36W/m  
Rated power

### ELECTRICAL DATA

POWER CONSUMPTION	18W/m, 36W/m
COLORS	3000K, 4000K, 6500K
CRI	80



### DIMENSION



L	W	H
600	50	75
1200	50	75
2400	50	75

### ORDERING LOGIC

PRODUCT	WATTAGE	COLOR TEMPERATURE	DRIVER	FINISH	CUSTOM
CNA50	18 - 18W/m	(CT30) 3000K	1-10V	NA - Natural aluminium	XXX
	36 - 36W/m	(CT40) 4000K	DALI	WH - White	
		(CT65) 6500K	NON DIM	BK - Black	

Sample: CNA50-18-CT30-1-10V-NA-XX