

TORUS

TRS-155-Mono

Mono IP67 CE

YYZ Torus LED inground light for outdoor lighting applications. Transparent and Frosted covers / diffusers with buried mounting sleeves and accessories help to form uniform lighting. These inground LED lighting fixtures will create a beautiful ambiance and enhance the environment. The fixtures are versatile which can add a visual impact and also plays a critical role in safety apart from lighting.



FEATURES

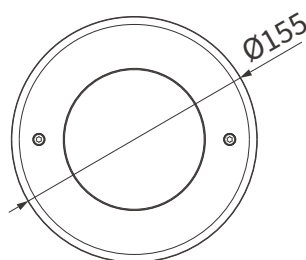
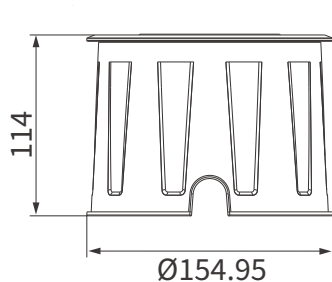
MATERIAL	STAINLESS STEEL
WORKING VOLTAGE	24V DC
RATED POWER	6/8W
BEAM ANGLE	7°/15°/30°/45°/60°/15°x60°
LAMP LIFE	50,000 HRS
MOUNTING	FLOOR RECESSED
DIMENSIONS	Ø155x114mm
OPERATION TEMP	-20° C - +50° C
BODY COLOR	STAINLESS STEEL

- CREE LED Quality
- 24V DC Working Voltage
- 6/8W Rated power


ELECTRICAL DATA

POWER CONSUMPTION	6/8W
SUPPLY VOLTAGE	24V DC
COLORS	2700K, 3000K, 4000K, 5000K, 6000K
CONTROL	DMX512
CRI	80+
LUMEN	47-50lm /W

DIMENSION



Bullseyes Louver



Honeycomb Louver

ORDERING LOGIC

PRODUCT	WATTAGE	COLOR TEMPERATURE	VOLTAGE	BEAM ANGLE	FINISH	ACCESSORIES	CUSTOM
TRS 155	6 - 6W	(CT27)	24 - 24V DC	7 - 7°	SS - Stainless Steel	HCL - Honeycomb Louver	XX - XX
		(CT30)		15 - 15°			
	8 - 8W	(CT40)		30 - 30°			
		(CT50)		45 - 45°			
		(CT60)		60 - 60°			
				15x60 - 15°x60°			
					BL - Bullseyes Louver		

Sample: TRS 155 - 6 - CT27 - 24 - 7 - SS - HCL - XX