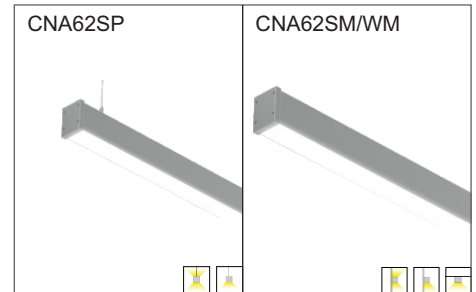


CIANA 62WP SERIES

CNA62 WP

Mono IP65 CE

YYZ Ciana IP65 is suspended or surface mounted luminaire with housing in 100% recyclable, extruded architectural grade T6061 aluminum. This fixture offers wide range of color temperature ranging from 2700K-6500K and is with white satin, semi frosted, prismatic diffuser. These are mainly ideal for areas like corridors, museum, hotels, and other industrial & commercial facilities.



FRAME

CNA62SP : For suspended

CNA62WM : For wall mounted

CNA62SM : For surface mounted

DIRECT LINEAR LAMPING & LENS

OUTPUT	CRI	CCT	LENS
MIN	80	2700K	DIFF / F Diffuse, flush (std)
LOW	90	3000K	
MED		3500K	
HI ^o		4000K	
TUNE /LOW*		5000K	
TUNE / MED*		6500K	
RGBW [^]			

*For TUNE/LOW and TUNE/MED, CRI and CCT do not apply.

[^]For RGBW, CRI does not apply (leave unchecked) and select 3000K or 4000K CCT only. White LEDs can remain uncommissioned for RGB-only output.

INDERECT LINEAR LAMPING & LENS

OUTPUT	CRI	CCT	LENS
MIN	80	2700K	DIFF / F Diffuse, flush (std)
LOW	90	3000K	FROST Semi- frosted, flush
MED		3500K	
TUNE /LOW*		4000K	
TUNE / MED*		5000K	
RGBW [^]		6500K	

*For TUNE/LOW and TUNE/MED, CRI and CCT do not apply.

[^]For RGBW, CRI does not apply (leave unchecked) and select 3000K or 4000K CCT only. White LEDs can remain uncommissioned for RGB-only output.

DRIVER

- NONDIM - Non-dimmable
- DALI[#] - DALI driver, dimming down to 1%
- 1/10V - 1-10V, dimming down to 1%
- 0/10V - 0-10V, dimming down to 0%
- DMX[^] - DMX driver, dimming down to 1%
- PHASE - For use with phase-cut triac, IGBT or sine wave dimmer switches

*Driver selection applies to direct, indirect and/or downlight spots.

CNA62 WP

FINISH

- AL - Anodised aluminium (standard)
- WH - White powder coat
- BLK - Black powder coat
- BZ - Metallic bronze powder coat
- RAL/ - Custom RAL color powder coat (ex : #RAL/3000)

POWERFEED COLOUR

- GP - Grey (Standard for suspended, default for other mountings)
- WP - White
- BP - Black
- TP - Transparent
- XP - Custom color (contact YYZ Lighting for options)

OPTIONAL ADD-ONS

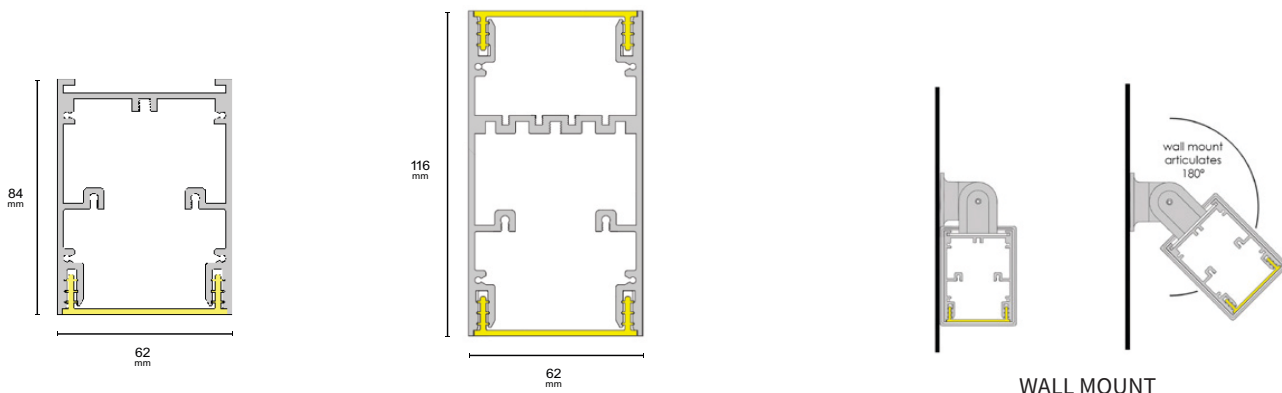
EMERGENCY

- EM - Integral, 3-hour emergency battery, manual testing

SENSOR

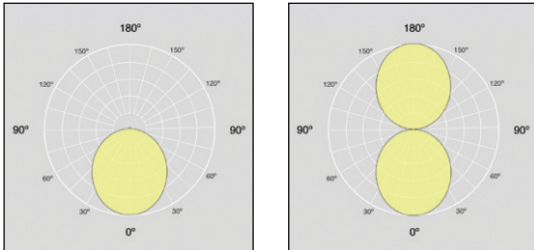
- PRES - Integral, PIR presence detector
- DALI/PRES - Integral, DALI-compatible PIR presence detector
- PHOTO - Integral, photocell/daylight detector

DIMENSIONS



CNA62 WP

DISTRIBUTION



LINEAR LAMPING - OPTIONS & PERFORMANCE DATA

OUTPUT OPTIONS	DELIVERED LUMENS* LM/M	WATTS* W/M	EFFICACY* LM/W	CRI OPTIONS	CCT OPTIONS	LENS OPTIONS
MIN #	648	12	54	80 90	2700K 3000K 3500K 4000K 5000K 6500K	DIFF/F
LOW #	927	13.4	72			
MED #	1807	25	72			
HI #	3239	44.6	73			
TUNE/LOW #^	Tunable White Standard 744 (at 4000K)	14	53	80	2700K-6500K	
TUNE/MED #^	Tunable White High 1054 (at 4000K)	22	48	80	2700K-6500K	
RGBW	Colour-Changing RGB+White N/A (entire system) 219 (white only)	19.2 (entire system) 9 (white only)	N/A (entire system) 24 (white only)	N/A (entire system) 80 (white only)	3000K 4000K	

LENS OPTIONS

DIFF is a white satin diffuser lens that produces smooth, even light across the lens surface.



Difuse
DIFF/F